

TERMINAL SERVERS
WITH DUAL
IPV4/IPV6 STACK



CONNECTPORT® TS 8/16

8 and 16 port terminal servers provide 232 only or 232/422/485 selectable serial connectivity for critical applications

ConnectPort TS 8/16 serial servers provide secure, easy RS-232 or RS-232/422/485 serial-to-Ethernet integration of virtually any device into wired Ethernet networks. They are ideal for use in a wide variety of demanding applications such as automation, robotics control, centralized device monitoring and management, data acquisition, and point-of-sale applications requiring COM/TTY ports, serial tunnelling or TCP/UDP functionality.

Enhanced access control, management and configuration capabilities support key security requirements for critical infrastructure and distributed systems. A built-in Python environment enables application development and customization at the device level, including full device

connection control, data manipulation and event based actions.

The ConnectPort TS implements Digi's patented RealPort COM port redirection software which provides local serial port functionality. The ConnectPort supports both host-initiated and device-initiated RealPort connection modes. SSH, SSL, TCP and UDP connectivity are also supported to each port.

Management of the device is possible through Digi Remote Manager, web services, CLI and SNMP connectivity with mass configuration and customization tools available to pre-configure devices prior to deployment.

BENEFITS

- Low latency connectivity for sensitive applications
- 8 or 16 RS-232 or software selectable RS-232/422/485 serial ports
- Dual IPv4/IPv6 stack
- Easy-to-use Python development environment for custom applications
- Tx/Rx LEDs per serial port
- Patented RealPort® technology for COM/TTY port control/ management
- Web proxy support
- Per user access controls
- Dedicated console port
- Digi Remote ManagerSM support
- SSL/TLS and SSHv2 for added security

RELATED PRODUCTS



PortServer®
TS




PortServer®
TS MEI



ConnectPort®
LTS 8/16/32



RealPort®



Accessories
and Cables

APPLICATION EXAMPLE



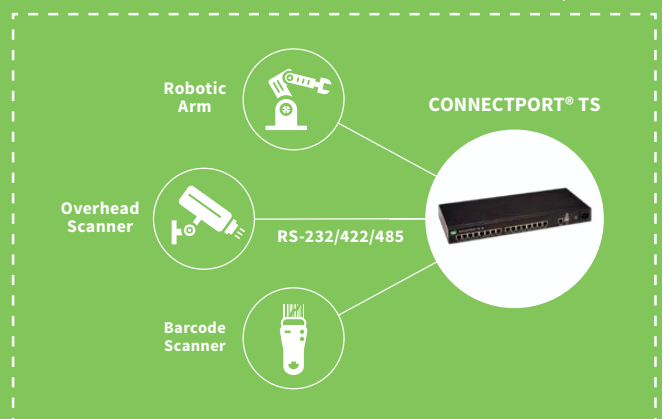
FACTORY

Ethernet



SERVER

FACTORY AUTOMATION



SPECIFICATIONS

ConnectPort® TS 8
ConnectPort TS 8 MEI

ConnectPort® TS 16
ConnectPort TS 16 MEI

PERFORMANCE

MANAGEMENT	HTTP/HTTPS, SSH or Telnet; Optional secure enterprise management via Digi Remote Manager	
PROTOCOLS	IPv4/IPv6, UDP/TCP, DHCP, Extended Telnet RFC 2217, Telnet, Reverse Telnet, SSH direct to serial port, Modbus/TCP to Modbus protocol conversion support	
SOFTWARE	Patented RealPort COM port redirector (server initiated or device initiated); RFC 2217; Python support	
STATUS LEDS	Serial: Tx/Rx; Ethernet: Link/Activity, Diagnostic	
DIMENSIONS (L X W X H)	4.15 in x 7.7 in x 1.3 in (10.5 cm x 19.6 cm x 3.3 cm)	17 in x 6.95 in x 1.62 in (43.18 cm x 17.65 cm x 4.1 cm)
WEIGHT	4.1 lb (1.86 kg)	5 lb (2.3 kg)
SECURITY	HTTPS, SSL, SSL/TLS, SSHv2, FIPS 197, SNMPv2, PPP	

INTERFACES

SERIAL

PORTS	8 RS 232 serial ports MEI version: 8 RS 232/422/485 serial ports (software selectable)	16 RS 232 serial ports MEI version: 16 RS 232/422/485 serial ports (software selectable)
THROUGHPUT	Up to 230 Kbps per port	
SIGNAL SUPPORT	TXD, RXD, RTS, CTS, DTR, DSR, DCD, RI	

ETHERNET

PHYSICAL LAYER	10/100 Base-T
DATA RATE	10/100 Mbps
MODE	Full or Half duplex

USB

PORTS	2 ports @ .5A max per port
--------------	----------------------------

POWER REQUIREMENTS

POWER INPUT	9-30 VDC @ .8A max	100-240 VAC, 50-60 Hz, 0.4A
POWER SUPPLY	12 VDC power supply for 0° C to 60° C (32° F to 140° F) with locking barrel connector included; Extended temperature power supply available	Internal power supply, 100 to 250 VAC, 50-60 Hz
POWER CONSUMPTION	Typical: 6W (500 mA @ 12 VDC) Max: 12W (1A @ 12 VDC)	Typical: 8W; Max: 15W
PRODUCT SURGE PROTECTION (ESD)	4 kV burst (EFT) per EN61000-4-4; 2 kV surge transient per EN61000-4-5	1 kV burst (EFT) per EN61000-4-4; 2 kV surge transient per EN61000-4-5

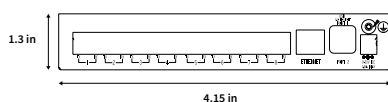
ENVIRONMENTAL

OPERATING TEMPERATURE	0° C to 60° C (32° F to 140° F)	0° C to 55° C (32° F to 131° F)
STORAGE TEMPERATURE	-35° C to 85° C (-31° F to 185° F)	
RELATIVE HUMIDITY	5 to 95% (non-condensing)	
ETHERNET ISOLATION	1500 VAC min per IEEE 802.3/ABSU X 3.263	
SERIAL PORT PROTECTION (ESD)	15 Kv human body model	

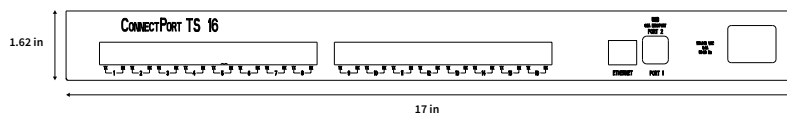
APPROVALS

SAFETY	UL60950-1, EN/IEC 60950-1, CAN/CSA C22.2 No. 60950, CUL60950-1-03
EMISSIONS/IMMUNITY	FCC Part 15 Subpart B Class A, EN55024, EN55022, Class B, AS/NZS CUSOR 22, EN61000-3-2, 3

CONNECTPORT® TS 8 AND
CONNECTPORT TS 8 MEI



CONNECTPORT® TS 16 AND
CONNECTPORT TS 16 MEI



PART NUMBERS	DESCRIPTION
70002534	ConnectPort TS 16 MEI
70002535	ConnectPort TS 16 MEI (International)
70002388	ConnectPort TS 16
70002389	ConnectPort TS 16 (International)
70002323	ConnectPort TS 8
70002324	ConnectPort TS 8 (International)
70002329	ConnectPort TS 8 MEI
70002330	ConnectPort TS 8 MEI (International)