

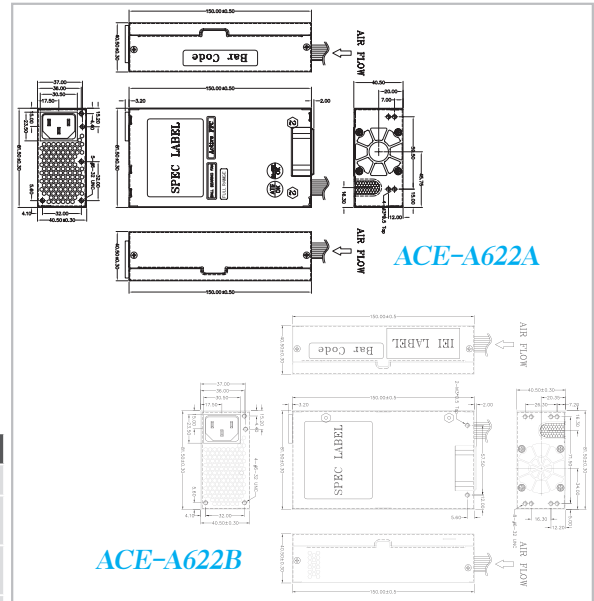
ACE-A622A/B 220 W 1U Type ATX Power Supply



Specifications

Input Type	90~264 VAC Full Range						
	+3.3 V	+5 V	+12 V	+12 V 2	-12 V	+5 Vsb	
Output Voltage	ACE-A622A	14 A (0.5 A min.)	16 A (0.5 A min.)	16 A (1 A min.)	10 A (1 A min.)	0.8 A (0 A min.)	2.5 A (0 A min.)
	ACE-A622B	10 A (0.1 A min.)	14 A (0.2 A min.)	14 A (0.6 A min.)		0.3 A	2.5 A
Efficiency	ACE-A622A: 80% / ACE-A622B: 85%						
Temperature	Operating: 0°C ~ 50°C, Storage: -20°C ~ 80°C						
MTBF (hrs)	100,000						
Output Connector	ACE-A622A	20-pin ATX, 4-pin 12 V, 3 x HDD, 1 x FDD					
	ACE-A622B	20+4-pin ATX, 4-pin 12V CPU, 1 x FDD, 2 x HDD, 2 xSATA					
Dimensions (mm)	150 x 81.5 x 40.5						

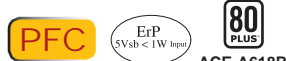
Dimensions (Unit: mm)



Ordering Information

Part No.	Description
ACE-A622A-RS-R11	220W AC-DC 1U Flex ATX Power Supply, with PFC/ErP, meets 80 PLUS
ACE-A622B-RS-R10	1U Flex ATX 220W Power Supply, 90~264VAC, ErP, CCL, RoHS

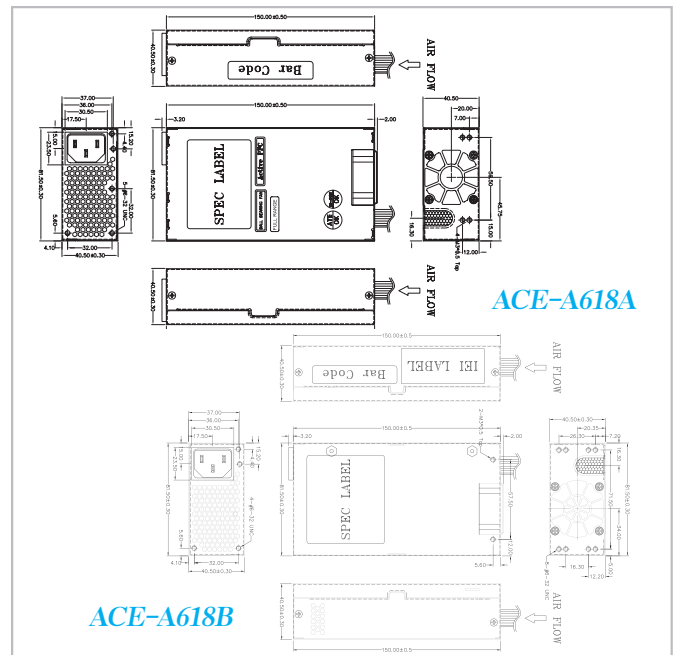
ACE-A618A/B 180 W 1U Type ATX Power Supply



Specifications

Input Type	90~264 VAC Full Range					
	+3.3 V	+5 V	+12 V	-12 V	+5 Vsb	
Output Voltage	ACE-A618A	14 A (0.3 A min.)	16 A (0.3 A min.)	14 A (1.5 A min.)	0.5 A (0 A min.)	2.0 A (0 A min.)
	ACE-A618B	10 A (0.1 A min.)	14 A (0.2 A min.)	10 A (0.6 A min.)	0.3 A	2.5 A
Efficiency	ACE-A618A: 68% / ACE-A618B: 85%					
Temperature	Operating: 0°C ~ 50°C, Storage: -20°C ~ 80°C					
MTBF (hrs)	100,000					
Output Connector	ACE-A618A	20-pin ATX, 4-pin 12 V, 3 x HDD, 1 x FDD				
	ACE-A618B	20+4-pin ATX, 4-pin 12V CPU, 1 x FDD, 2 x HDD, 2 xSATA				
Dimensions (mm)	150 x 81.5 x 40.5					

Dimensions (Unit: mm)



Ordering Information

Part No.	Description
ACE-A618A-RS-R11	180W AC-DC 1U Flex ATX Power Supply, with PFC/ErP
ACE-A618B-RS-R10	1U Flex ATX 180W Power Supply, 90~264VAC, ErP, CCL, RoHS