

15" Fanless Full IP65/NEMA4 Panel PC (Intel® Atom™ D2550 Platform)

Stainless Chassis

MODEL #: R15ID3S-65C3

Mechanical Design



Standard:
brushed stainless




Optional:
black, high polish,
varnished coating

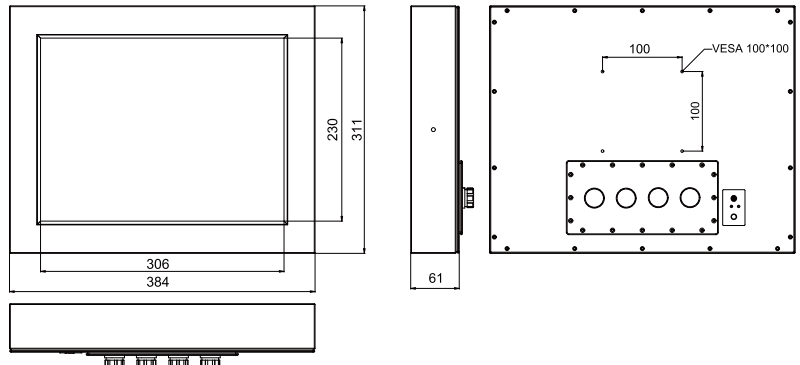
Features:

- Intel® Atom™ Dual Core D2550 1.86GHz Processor
- Fanless Design
- Full IP65 dust/water resistant
- Stainless Housing with Anti-Corrosion Treatment
- Optical Bonding with Anti-moisture Treatment
- Anti-Shock and Vibration Standard according to MIL-STD-810F
- 5 Wire Resistive Touch/ Anti-Reflection Protection Glass (Optional)

IP65 connector / cable



2 x USB2.0 LAN COM2 Power



* Note: this is a simplified drawing and some components are not marked in detail. Please contact our sales representative if you need further product information.

System Specifications

TFT Characteristics :

- Resolutions : 1024 x 768
- Brightness : 250 cd/m² (typ.)
- Contrast Ratio : 700 : 1 (typ.)
- Viewing Angles : -70~70(H); -65~60(V)
- Max Colors : 16.2M

Specifications :

- Processor : Intel® Atom™ Dual Core D2550 1.86GHz Processor
- BIOS : AMI 16Mbit Flash
- System Chipset : Intel® NM10
- Memory Slot : 1 x SO-DIMM, Default 2GB, Max 4GB DDR3L 1600
- Graphic Chipset : GMA3600
- Ethernet : 2 x RJ45 Gigabit LAN
- Audio : Built in ALC886 HD Audio Codec
- USB : 6 x USB2.0 (4 x USB internal)
- Serial : 4 x RS232 (3 x RS232 internal)
- Expansion Slot : 1 x Mini PCIe (Internal)
- Storage : 1 x Mini PCIe SSD, Default 32GB
- Power Input : DC-IN (Lockable, Power Jack)
- Certification : CE, FCC, RoHs

Power Specifications :

- Power Input : 12V DC IN (Lockable Power Jack)
- Power Consumption : 42W (typ.)(Max.backlight & high CPU load)

Accessories :

- External Power Supply 50W w/power cord

Environment Considerations :

- Operating Temperature : 0 deg.C to 45deg.C
- Operating Humidity : 30% to 90% (non condensing)

Input/ Output Connectors :

- Ethernet LAN : 1 X RJ45 - 10/100/1000 Mbps
- COM : 1 x RS232
- USB : 2 x USB Type-A Receptacle
- Power : 1 x 12VDC

Order Options :

| SBC | PANEL PC |
|-----------------------------------|---|
| RAM : SODIMM DDR3L Max. 4GB | Mechanical : Stainless Chassis |
| Storage : 2.5" HDD/ Mini PCIe SSD | Touch : 5 Wires Resistive(Optional) |
| | OS : Windows Embedded 7 Standard Windows XP Embedded |

* A customized housing is needed if you would like to have more I/O connectors.



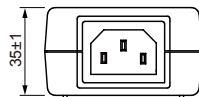
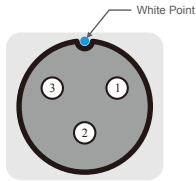
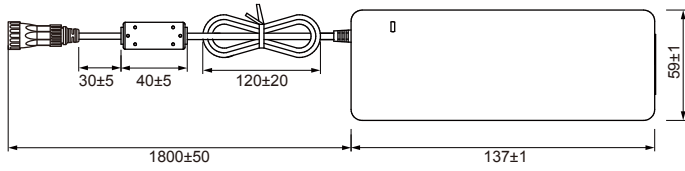
15" Fanless Full IP65/NEMA4 Panel PC (Intel® Atom™ D2550 Platform)

Stainless Chassis

MODEL #: R15ID3S-65C3

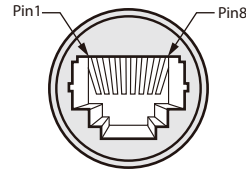
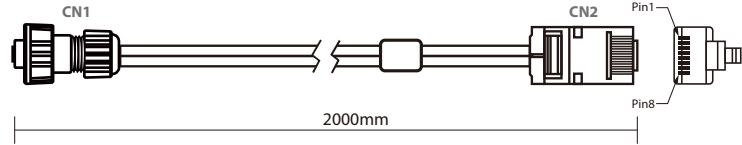
Pin Assignment of cables

Power Cable



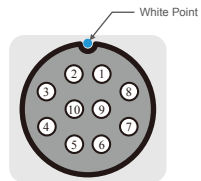
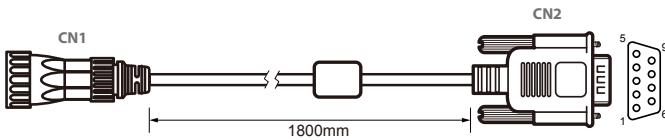
| Pin No. | Symbols | Color |
|---------|---------|-------|
| CN1-3 | GND | Black |
| CN1-2 | shield | |
| CN1-1 | VCC | White |

LAN Cable



| Plug | Wire Color | Conn. | |
|------|----------------|-------|-------|
| 1 | Orange / White | 1 | Twist |
| 2 | Orange | 2 | |
| 3 | Green / White | 3 | Twist |
| 4 | Blue | 4 | |
| 5 | Blue / White | 5 | Twist |
| 6 | Green | 6 | |
| 7 | Brown / White | 7 | Twist |
| 8 | Brown | 8 | |

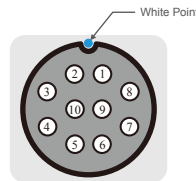
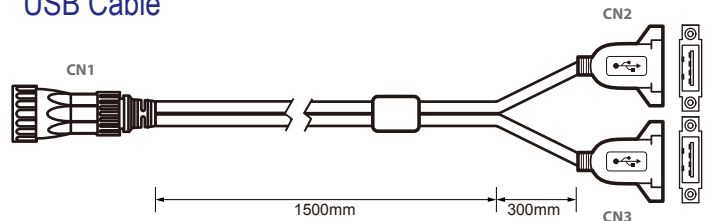
Serial Cable



| Pin No. | Symbols | Color |
|---------|----------|--------|
| CN1-1 | DCD-CON2 | Green |
| CN1-2 | DSR-CON2 | Brown |
| CN1-3 | RXD-CON2 | Red |
| CN1-4 | RTS-CON2 | Orange |
| CN1-5 | TXD-CON2 | Blue |
| CN1-6 | CTS-CON2 | White |
| CN1-7 | DTR-CON2 | Purple |
| CN1-8 | RI-CON2 | Yellow |
| CN1-9 | GND-CON2 | Black |
| CN1-10 | NC | |

| Pin No. | Symbols | Color |
|---------|----------|--------|
| CN2-1 | DCD-CON2 | Green |
| CN2-6 | DSR-CON2 | Brown |
| CN2-2 | RXD-CON2 | Red |
| CN2-7 | RTS-CON2 | Orange |
| CN2-3 | TXD-CON2 | Blue |
| CN2-8 | CTS-CON2 | White |
| CN2-4 | DTR-CON2 | Purple |
| CN2-9 | RI-CON2 | Yellow |
| CN2-5 | GND-CON2 | Black |
| CN2-10 | NC | |

USB Cable



| Pin No. | Symbols | Color |
|---------|---------|-------|
| CN1-1 | VCC | RED |
| CN1-2 | VCC | RED |
| CN1-3 | D- | WHITE |
| CN1-4 | D- | WHITE |
| CN1-5 | D+ | GREEN |
| CN1-6 | D+ | GREEN |
| CN1-7 | GND | BLACK |
| CN1-8 | GND | BLACK |
| CN1-9 | Braid | |

| Pin No. | Symbols | Color |
|------------------------------|---------|-------|
| CN2-1 | VCC | RED |
| CN3-1 | VCC | RED |
| CN2-2 | D- | WHITE |
| CN3-2 | D- | WHITE |
| CN2-3 | D+ | GREEN |
| CN3-3 | D+ | GREEN |
| CN2-4 | GND | BLACK |
| CN3-4 | GND | BLACK |
| Braid connect to the housing | | |

twisted pair

twisted pair