

# IPC-631

## 4U Front I/O Short Depth Rackmount Chassis for ATX/MicroATX Motherboard



CE FCC

### Features

- All I/O ports, buttons, LEDs, drive bays, AC inlet located on the front side
- 350mm short depth
- Supports ATX/Micro ATX MB with CPU TDP up to 120W
- Built-in 500W single or redundant power supply
- Optional module for dual hot-swap 2.5" drive bays for RAID 0, 1
- PWM controlled smart fan generating low noise

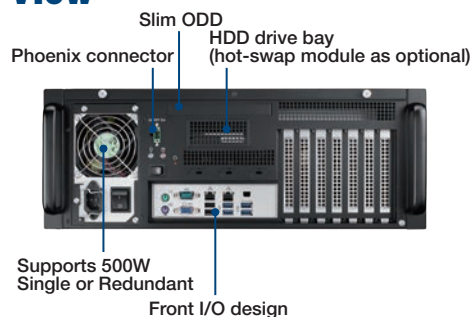
### Specifications

		External	Internal
Drive Bay	Slim Optical Drive Bay	1	-
	2.5"	2 (hot-swap tray module as optional)*	2
Cooling	Fan	2 (12cm/82 CFM)	
	Air Filter	Yes	
Front I/O Interface	Phoenix front PW-ON	1	
	COM	3	
Miscellaneous	LED Indicators	Power, HDD	
	Control	Power switch, System reset	
System Monitoring		Chassis intrusion switch	
Environment	Temperature	Operating 0 ~ 40 °C (32 ~ 104 °F)	Non-Operating -20 ~ 60 °C (-4 ~ 140 °F)
	Humidity	10 ~ 85% @ 40 °C, non-condensing	10 ~ 95% @ 40 °C, non-condensing
	Vibration (5 ~ 500 Hz)	1 Grms	2 G
	Shock	10 G (with 11 ms duration, half sine wave)	
	Physical Characteristics	Dimensions (W x H x D)	482 x 177 x 348 mm (19" x 7.0" x 13.7")
	Weight	8 kg (17.6 lb)	


\* IPC-631 2.5" drive bay, both default internal and hot-swap tray module, support 2.5" HDD with thickness less than 14.7mm.

\* The hot-swap module only accepts 2.5" SATA HDD/SSD


### Front View



### Inside View



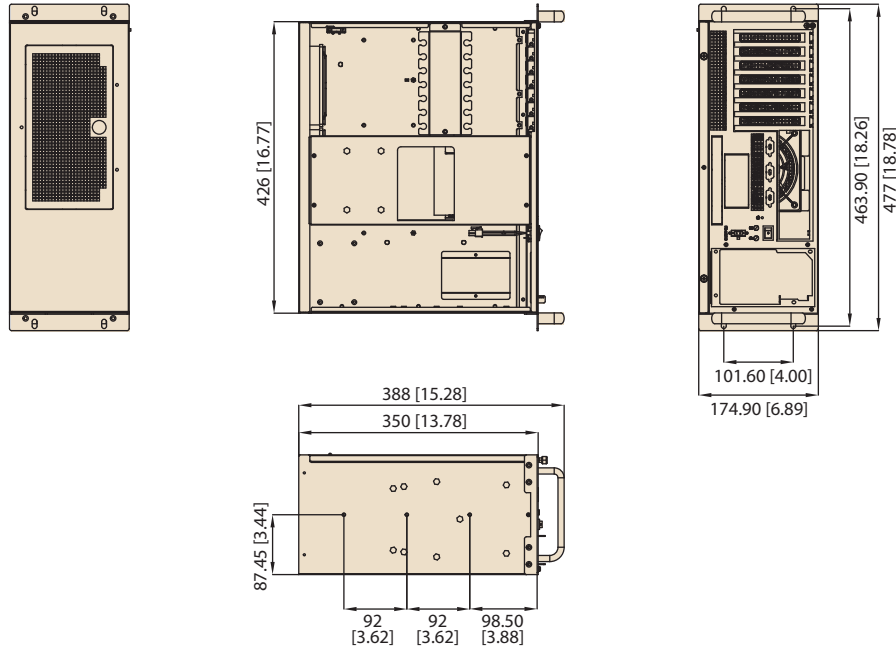
### Rear View



Optional SATA hot-swap tray module 98R1310010E

## Dimensions

Unit: mm [inch]



## Ordering Information

Part Number	Power supply P/N	80 Plus grade	Power supply type	Wattage	Switch type
IPC-631MB-50ZE	PS8-500ATX-ZE	Bronze	Single	500W	ATX
IPC-631MB-50RE	RPS8-500ATX-XE	Bronze	1+1 redundant	500W	ATX

## Optional Accessories

Part Number	Description
96CB-SATAPOWER-6P2	SATA power wire 6-pin to big 4-pin (for slim ODD)
98R1310010E	2.5" SATA Hot-swap module
2130017444T000	Door filter