



Manage this device with Digi Remote Manager

DIGI CONNECT EZ

Click-to-connect | Modern, secure serial connectivity that boots in seconds, configures in minutes and runs for years

Most companies are not replacing their equipment — they are updating the way they talk to it. **Digi Connect® EZ** modernizes operational infrastructure with expanded network connectivity and functionality for today’s applications. It is designed to meet the demands of a wide range of critical serial applications including connecting to automation, robotics control, centralized device management, data acquisition and point-of-sale equipment.

Digi Connect EZ is a click-to-connect solution with 1, 2 or 4 serial ports, software-selectable for RS-232/422/485 communication, as well as optional LTE, Wi-Fi and industrial specifications (C1D2). It takes only a few minutes to configure with intelligent, use case-based options so that you can quickly install without having to modify your equipment or applications.


Digi simplifies key security requirements for critical infrastructure and distributed systems with enhanced access control, management and configuration capabilities. Digi Connect EZ and built-in **Digi TrustFence®** give your security and operations teams peace of mind against evolving security threats with encrypted connections, centralized authentication, VPN support and scalable security updates.

Digi Connect EZ supports the widest range of industry standard and device-specific protocols using serial tunneling, TCP/UDP connections or Digi’s patented RealPort® COM port redirector for remote native COM port access. A built-in Python environment enables application development and customization at the device level, including event-based programmability, data conversion and full control of device connections.

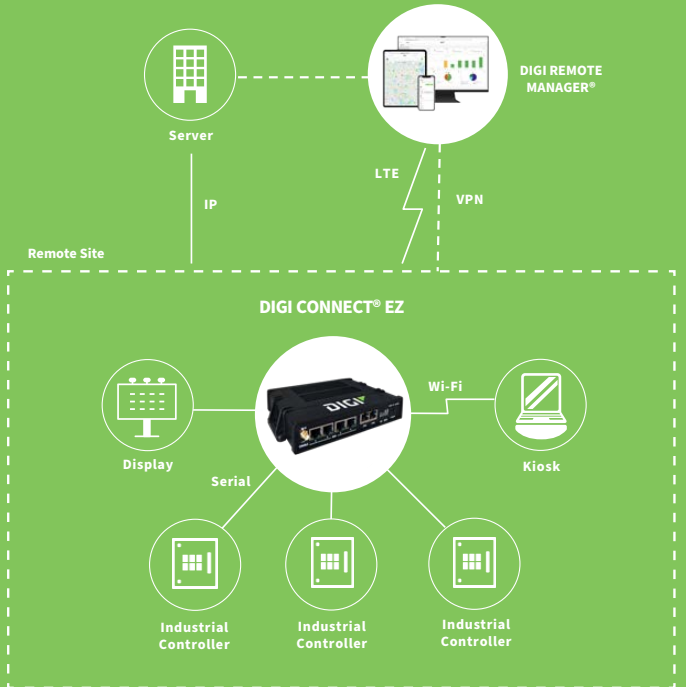
FEATURES AND BENEFITS

- 1, 2 or 4 software-selectable RS-232/422/485 serial ports to connect a wide variety of serial equipment over IP networks
- 10/100/1000 Ethernet (dual Ethernet on 2- and 4-port), with optional Wi-Fi, industrial temp, C1D2 rating and LTE
- Ideal for applications requiring COM ports, serial tunneling or TCP/UDP sockets
- Optimizes performance for the widest range of industry standard and device-specific protocols
- Built-in **Digi TrustFence®** for device security, secure encrypted connections, ongoing monitoring and support
- Easy setup and mass configuration with **Digi Navigator™** and **Digi Remote Manager®**

RELATED PRODUCTS



APPLICATION EXAMPLE



DIGI NAVIGATOR



Digi Navigator gives users the ability to discover and configure Digi Connect EZ in minutes. The tool is what makes Digi Connect EZ easy. It allows you to spend your time where it matters most by taking away the hassle of finding devices on a network, configuring the IP address, defining serial ports and connected devices, setting up Digi RealPort and managing passwords.

FEATURES

- Find and connect to devices on a LAN
- Guide IP address configuration
- Configure Digi Connect EZ for use with Digi RealPort
- Quickly define serial ports and devices associated with ports
- Access the Digi Connect EZ web and command line interface
- Manage passwords easily

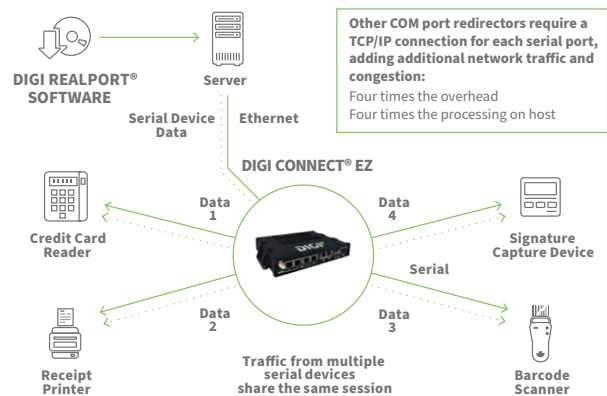
DIGI REALPORT

Digi's patented RealPort software provides serial connectivity over IP networks, no matter where the devices reside.

The software is installed directly on the server and allows applications to talk to devices across a network as though the devices were directly attached to the server. In actuality, the devices are connected to a Digi device server or terminal server somewhere on the network.

RealPort is unique among COM port re-directors. It is the only implementation that allows multiple connections to multiple ports over a single TCP/IP connection.

Other implementations require a separate TCP/IP connection for each serial port, adding additional network traffic and congestion. RealPort also provides end-to-end encryption and full hardware flow control, as well as optimizations for packetization, latency and throughput.



DIGI REMOTE MANAGER



Digi Remote Manager is the technology platform that brings networks to the next level, allowing networks — and the people who manage them — to work smarter. With Digi Remote Manager you can transform a multitude of dispersed IoT devices into a dynamic, intelligent network. Now you can easily deploy, monitor and diagnose thousands of mission-critical devices from a single point of command — on your desktop, tablet or phone. All the while, its software-defined security diligently safeguards your entire Digi ecosystem.

Learn more at www.digi.com/digi-remote-manager

CAPABILITIES

- Activate, monitor and diagnose your mission-critical devices from a single point of command and control — on your desktop or mobile app
- Schedule key operations — including firmware updates and file management — on a single device or on a group of devices, keeping your network functionality up-to-date and maintaining compliance standards
- Manage edge devices out-of-band via console terminal access
- Keep tabs on device health and connectivity across device deployments of any size
- Create detailed reports and enable real-time alerts for specified conditions
- Integrate device data through open APIs to gain deeper insights and control with third-party applications
- Report and alert on performance statistics, including connection history, signal quality, latency, data usage and packet loss

INFRASTRUCTURE

- Hosted in a commercial-grade cloud server environment that meets SOC 1®, SOC 2® and SOC 3® standards
- Superior availability, operating to 99.9% or greater
- Open APIs available to support application development

SECURITY

- More than 175 security controls in place to protect your data
- Member of the Center for Internet Security® (CIS®)
- Enables compliance with security frameworks like ISO27002, HIPAA, NIST and more
- Earned Skyhigh's CloudTrust™ Program highest rating of Enterprise-Ready


SPECIFICATIONS		DIGI CONNECT EZ	EZ Mini	EZ 2	EZ 4	EZ 4i
SOFTWARE AND MANAGEMENT						
REMOTE MANAGEMENT	Digi Remote Manager, SNMP v3 (user installed/managed)	✓	✓	✓	✓	✓
LOCAL MANAGEMENT	Digi Navigator discovery and configuration tool, Web UI (HTTP/HTTPS), CLI (Telnet, SSH)	✓	✓	✓	✓	✓
MANAGEMENT / TROUBLESHOOTING TOOLS	Digi Navigator discovery and configuration tool, FTP client, SCP, protocol analyzer with PCAP for Wireshark, event logging with syslog and SMTP client, NTP/SNTP, Nagios, Intelliflow, iPerf, Dynamic DNS, ping, traceroute	✓	✓	✓	✓	✓
MEMORY		256 MB RAM, 4 GB Flash				
SECURITY						
AUTHENTICATION	TACACS+, LDAP, Enterprise RADIUS	✓	✓	✓	✓	✓
ETHERNET						
PORTS	RJ-45, 10/100/1000 Mbps (auto-sensing)	1-port	2-port	2-port	2-port	2-port
SERIAL SIGNAL CAPABILITIES						
PORTS	RS-232 DTE/RS-422/RS-485 capable, software selectable	(1) DB9	(2) RJ45-10	(4) RJ45-10	(4) RJ45-10	(4) RJ45-10
RS-232 / EIA-232 SERIAL MODES	Signal support TXD, RXD, RTS, CTS, DTR, DSR, DCD, RI flow control options: XON/OFF, CTS/RTS, RTS-toggle	✓	✓	✓	✓	✓
RS-422 / EIA 422 SERIAL MODES	TX+/-, RX+/-, software termination, pre-delay/post-delay	✓	✓	✓	✓	✓
RS-485 / EIA 485 SERIAL MODES	Data+/Data-, software termination, pre-delay/post-delay	✓	✓	✓	✓	✓
CELLULAR						
CERTIFICATIONS	Visit www.digi.com/resources/certifications for latest certifications	-		When used with Digi CORE plug-in LTE modem		
LTE (G4) WITH DIGI CORE® PLUG-IN LTE MODEM 1002-CMG4	LTE Cat 4: B1, B2, B3, B4, B5, B7, B8, B12, B13, B18, B19, B20, B25, B26, B38, B40, B41; 3G: B1, B2, B4, B5, B6, B8, B19					
	2G EDGE / GPRS: 850 / 900 / 1800 / 1900 MHz					
CONNECTORS	(2) 50 Ω SMA (center pin: female)					
SIM SLOTS	(2) Mini-SIM (2FF)					
SIM SECURITY	Secured in cellular module					
WI-FI						
MODULE	1 x 1 SISO dual-band 802.11a/b/g/n/ac (2.4 GHz / 5 GHz)	-	-	✓	✓	✓
MODES	Client mode and access point mode simultaneously	-	-	✓	✓	✓
CLIENTS	Maximum 10 clients (access point mode: regardless of combination of clients and access points)	-	-	✓	✓	✓
ACCESS POINTS	Maximum 2 access points (access point mode: regardless of combination of clients and access points)	-	-	✓	✓	✓
SECURITY	WPA-3/WPA-2 personal, WPA/WPA-2 enterprise	-	-	✓	✓	✓
CONNECTORS	(1) 50 Ω SMA (center pin: male)	-	-	✓	✓	✓
PHYSICAL						
DIMENSIONS (L x W x H)		13.7 x 9.5 x 3 cm (5.39 x 3.74 x 1.18 in)	19.2 x 13.4 x 3.5 cm (7.56 x 5.28 x 1.38 in)			
PACKAGE DIMENSIONS		21.4 x 18.4 x 6.5 cm (8.43 x 7.24 x 2.56 in)	35.5 x 20.4 x 6.7 cm (13.98 x 8.03 x 2.64 in)			
PACKAGE WEIGHT		0.6 kg (1.32 lb)	1.3 kg (2.87 lb)			
STATUS LEDs	Each Ethernet and serial port has two status LEDs	Power, serial	Power, signal, LTE, Ethernet, serial	Power, signal, LTE, Wi-Fi, Ethernet, serial		

SPECIFICATIONS	DIGI CONNECT EZ	EZ Mini	EZ 2	EZ 4	EZ 4i
POWER REQUIREMENTS					
POWER INPUT	Locking barrel: 9 - 30 VDC, locking 2.1 mm center barrel connector	✓	✓	✓	-
	Phoenix connector: 9 - 30 VDC, Connector: 2-position rewirable plug with securing screws included	-	-	-	✓
POWER CONSUMPTION		9 V @ 1 A max, typical 1.7 W	9 V @ 1.5 A max, 5 W typical with Digi CORE modem, 4.5 W typical without Digi CORE modem		
ENVIRONMENTAL					
OPERATING TEMPERATURE	Standard operating temperature of Connect EZ device	0° to 40° C (32° to 104°F)	0° to 40° C (32° to 104°F)	0° to 40° C (32° to 104°F)	-35° to 74° C (-31° to 165°F)
	With Digi CORE plug-in LTE modem	-	0° to 40° C (32° to 104°F)	0° to 40° C (32° to 104°F)	-35° to 70° C (-31° to 158°F)
RELATIVE HUMIDITY	5% to 95% (non-condensing)	✓	✓	✓	✓
APPROVALS					
CELLULAR	Visit www.digi.com/resources/certifications for latest cellular certifications				
SAFETY	IEC62368-1, IEC60950-1, CB, EN62311, UL62368-1, UL60950-1	✓	✓	✓	✓
INDUSTRIAL CERTIFICATION	Class 1, Division 2	-	-	-	✓
ENVIRONMENTAL	RoHS3	✓	✓	✓	✓
EMISSIONS / IMMUNITY	CE; RED; FCC Part 15, Subpart B; ICES-003; AU/NZS CISPR32	✓	✓	✓	✓
WARRANTY					
PRODUCT WARRANTY	5-year for base Connect EZ device, 3-year for Digi CORE plug-in LTE modem				

ENTERPRISE SOFTWARE	DESCRIPTION
CONNECTIVITY CAPABILITIES	
NETWORK PROTOCOL SUPPORT	HTTPS, FTP client, SSL, TLS v1.2, SCP (client and server), SFTP, SMTP client for use by scripts and the command line, SNMP (v2/v3), SSH, remote management via Digi Remote Manager ; Protocol analyzer, ability to capture PCAP for use with Wireshark; DynDNS, Dynamic DNS client compatible with BIND9/No-IP/DynDNS; Captive portal, Intelliflow; Nagios, DNS server, NTP server, Multicast, mDNS, IPPerf
SERIAL AND DATA PROTOCOL SUPPORT	RealPort, Socket and Autoconnect Socket Connectivity for TCP and Encrypted TCP, SSH, Telnet, UDP, Modbus, Pyserial support via built-in Python interpreter
SECURITY	IP filtering, stateful firewall, custom firewall rules (iptables), address and port translation; TLS 1.2 and above, FIPS 197, open VPN client and server; VPN tunnels; Authentication: RADIUS, TACACS+; certificates; MAC address filtering; VLAN support
VPN	IPsec with IKEv1, IKEv2, NAT Traversal; OpenVPN client and server; GRE VPN tunnels; Cryptology: SHA-1/256/384/512, MD5, RSA; Encryption: 3DES and AES up to 256-bit (CBC mode for IPsec); Diffie Hellman: DH groups 1-32 (CURVE448)
ROUTING/FAILOVER	IP pass-through; NAT, NAPT with IP port forwarding; Ethernet bridging; GRE; Multicast routing; Routing protocols: RIP (v1, v2) OSPF, BGP, IP failover: VRRP; automatic failover; Digi SureLink®
OTHER PROTOCOLS	DHCP; dynamic DNS client compatible with No-IP/DynDNS

PRODUCT IMAGES

Digi Connect EZ 4



Digi Connect EZ 4 - front




Digi Connect EZ 4i - front



Digi Connect EZ 4 / 4i - back



Digi Connect EZ 2



Digi Connect EZ 2 - front



Digi Connect EZ 2 - back



Digi Connect EZ Mini



Digi Connect EZ Mini - front



Digi Connect EZ Mini - back



PART NUMBERS	DIGI CONNECT EZ
EZ01-MA00-GLB	Digi Connect EZ Mini - serial server, 1-port, with accessories
EZ02-CA00-GLB	Digi Connect EZ 2 - serial server, 2-port with accessories
EZ02-CAG4-GLB	Digi Connect EZ 2 - serial server, 2-port, with LTE and accessories
EZ04-WA00-GLB	Digi Connect EZ 4 - serial server, 4-port, with Wi-Fi and accessories
EZ04-WAG4-GLB	Digi Connect EZ 4 - serial server, 4-port, with LTE, Wi-Fi and accessories
EZ04-IA00-EXT	Digi Connect EZ 4i - serial server, 4-port, industrial-rated, with Wi-Fi and accessories
EZ04-IAG4-EXT	Digi Connect EZ 4i - serial server, 4-port, industrial-rated, with LTE, Wi-Fi and accessories

PART NUMBERS	ACCESSORIES
1002-CMG4-GLB	Digi CORE plug-in LTE modem - global LTE Cat 4, 3G/2G fallback
76000926	Antenna - 3G/4G, Multiband 699-2690 MHz, swivel
76002118	Antenna - dipole, 4G, magnetic mount, 1 meter cable
29000938	Antenna - whip 2.4 and 5 GHz dipole 5 dBi
24000136	Power Supply - 12 VDC 3 A wall plug, locking barrel, with tips for US, UK, EU and AU
76000823	Power supply - 12 VDC 1.5 A wall plug, locking barrel, with tips for US, UK, EU and AU
76002079	Power supply - 12 VDC 2.5 A wall plug, with tips for US, UK, EU and AU, extended temp
76002093	DIN rail mounting bracket
76002095	DIN rail clip, 44 mm wide, with screws

PART NUMBERS	SERIAL CABLES AND ADAPTERS
CABLE ADAPTERS	
76000697	DB-9F Console Adapter, quantity 4
76000698	DB-25M Console Adapter, quantity 4
76000699	DB-25F Console Adapter, quantity 4
76000700	DB-25M Modem Adapter, quantity 4
76000701	DB-9M Modem Adapter, quantity 4
CABLES	
76000195	RJ-45 to DB-25 Male Straight, 4 feet
76000199	RJ-45 to DB-25 Female Straight, 4 feet
76000201	RJ-45 to DB-9 Female Straight, 4 feet
76000238	RJ-45 to DB-25 Male Crossover, 4 feet
76000240	RJ-45 to DB-9 Male Straight, 4 feet
76000264	RJ-45 to DB-9 Male Crossover, 4 feet
76000631	RJ-45 to RJ-45 for Sun Netra/Cisco, 6 feet
76000645	RJ-45 to DB-9 Female Crossover, 4 feet
SPECIALTY CABLES	
76000723	Connects screw terminal EIA 422/485 devices to Digi MEI products that have 10-pin RJ-45 connectors

DIGI CONNECT EZ - INCLUDED ACCESSORIES MATRIX

		Connect EZ Mini	Connect EZ 2		Connect EZ 4		Connect EZ 4i	
		EZ01-MA00-GLB	EZ02-CA00-GLB	EZ02-CAG4-GLB	EZ04-WA00-GLB	EZ04-WAG4-GLB	EZ04-IA00-EXT	EZ04-IAG4-EXT
LTE modem	1002-CMG4-GLB			Included		Included		Included
Antenna - 3G / 4G	76000926			Included (2)				
Antenna - dipole, 4G	76002118					Included (2)		Included (2)
Antenna - 2.4 and 5 GHz	29000938				Included	Included	Included	Included
Power supply - 12 V, 3 A	24000136		Included	Included	Included	Included		
Power supply - 12 V, 1.5 A	76000823	Included						
Power supply - 12 V, 2.5 A	76002079						Included	Included
DIN rail bracket	76002093	Separate	Separate	Separate	Separate	Separate	Separate	Separate
DIN rail clip	76002095	Included	Included	Included	Included	Included	Included	Included

PART NUMBERS

DIGI REMOTE MANAGER

DIGI-RM-STD-1YR	Digi Remote Manager Standard - 1-year subscription
DIGI-RM-PRM-1YR	Digi Remote Manager Premier - 1-year subscription
DIGI-RM-PRM-3YR	Digi Remote Manager Premier - 3-year subscription
DIGI-RM-PRM-5YR	Digi Remote Manager Premier - 5-year subscription