

CENTRALLY MANAGED CONSOLE
ACCESS SERVER



Manage this device with
Digi Remote Manager

DIGI CONNECT IT 16/48

Centrally manage routers, firewalls, servers and other critical IT infrastructure over LTE or enterprise WAN

Reduce downtime, and simplify cabling, deployment, maintenance and change management. The highly redundant design of Connect® IT 16/48 with dual Ethernet, dual SFP+ and dual power (field replaceable) provides a robust and resilient solution for demanding IT infrastructure management applications. Flexible power supply kits offer the ability to deploy the product into hot or cold aisles. Software selectable reversing serial cable pinout allows straight-through connectivity to most IT infrastructure devices.

Finance, healthcare, global commerce and managed service companies can use the Connect IT 16/48 to help deliver the highest levels of reliability in support of their critical businesses.

Digi CORE® LTE modems offer dual SIM support across the family of Digi enterprise routers and now Connect IT 16/48 products. These products are managed globally using Digi Remote Manager® (Digi RM) and enable network backup for mission critical data delivery for remote locations.

Gain critical insights into your deployed devices and manage your network with Digi Remote Manager — the command center for your deployment. Digi RM is a cloud-based solution that facilitates easy setup, mass configuration, maintenance and support for hundreds or even thousands of remote Digi devices. Digi RM lets you evaluate, update and configure your Digi enterprise products — and the health of your network — at scale after deployment.

FEATURES AND BENEFITS

- Digi CORE LTE modems support Cat-M, Cat 1, Cat 4 and Cat 6 in multiple regions
- Power supply kit provides dual replaceable redundant internal power
- Digi Connect IT 16
 - (16) RJ-45 RS-232 (standard/reversed mode selectable)
- Digi Connect IT 48
 - (48) RJ-45 RS-232 (standard/reversed mode selectable)
- Digi Remote Manager platform for easy setup, mass configuration and management

RELATED PRODUCTS



Digi Connect®
IT 4



Digi EX15

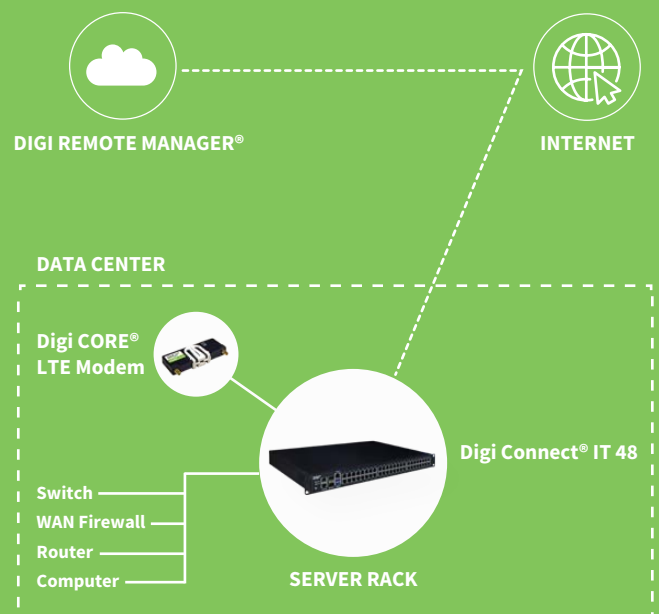


Digi CORE®
LTE modem



Digi Remote
Manager®

APPLICATION EXAMPLE



SPECIFICATIONS

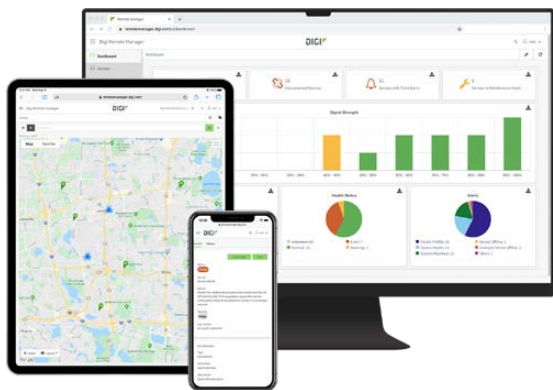
DIGI CONNECT® IT 16

| DIGI CONNECT® IT 48

CELLULAR	
CORE MODULE SUPPORT	(1) Digi CORE™ module compliant socket (see accessories list for recommended modules)
SOFTWARE AND MANAGEMENT	
REMOTE MANAGEMENT	Digi Remote Manager® (cloud based); SNMP
LOCAL MANAGEMENT	WebUI (HTTPS); CLI (SSH, serial console, direct SSH to serial ports)
MANAGEMENT/ TROUBLESHOOTING TOOLS	FTP, SFTP, SCP; protocol analyzer with PCAP for Wireshark; event logging with Syslog and SNMP; NTP/SNTP
MEMORY	2 GB RAM, 8 GB flash
SECURITY	Implements Digi TrustFence® and supports Digi Remote Manager (DRM)
CONNECTIONS	
SFP+	(2) 10 Gb capable SFP+ sockets
ETHERNET	(2) 10/100/1000 Ethernet
SERIAL	(16) RS-232 serial RJ-45 (support standard or reversed mode) (48) RS-232 serial RJ-45 (support standard or reversed mode)
CONSOLE	(1) RS-232 serial RJ-45 console port (1) RS-232 serial RJ-45 console port
USB	(2) USB 3.1 Gen 1 (Type A)
SD	(1) SD/SDHC/SDXC socket
PHYSICAL	
DIMENSIONS (L x W x H)	444 mm x 300 mm x 44 mm (17.48 in x 11.81 in x 1.73 in)
WEIGHT	5.10 kg (11.25 lbs) with power supply kit installed 5.28 kg (11.65 lbs) with power supply kit installed
STATUS LEDS	Front: device power, status; (2) Ethernet (link/active) console (Tx/Rx); 16/48 (Tx/Rx); Back: (2) PSU, status, WWAN signal/service
POWER REQUIREMENTS	
POWER INPUT	Redundant 100-240 V ~ 50-60 Hz 2.4 A max for each power supply
POWER CONSUMPTION	30.5 W 39 W
POWER SUPPLY KITS	Port side intake or port side exhaust redundant replaceable power supplies (device requires one power supply kit, see accessories)
ENVIRONMENTAL	
OPERATING TEMPERATURE	0° C to 50° C (32° F to 122° F)
STORAGE TEMPERATURE	0° C to 70° C (32° F to 158° F)
RELATIVE HUMIDITY	5% to 95% (non-condensing)
APPROVALS	
SAFETY	UL 60950, CSA 22.2 No. 60950, EN60950, EN62368
EMISSIONS/IMMUNITY	CE, FCC Part 15 Class A, IC, AS/NZS CISPR 22, EN55024, EN55032
WARRANTY	
PRODUCT WARRANTY	5-year

ENTERPRISE SOFTWARE	DESCRIPTION
PROTOCOL SUPPORT	HTTP, HTTPS, FTP, SFTP, SSL, SNMP v3, SSH and CLI for web management; Remote management via Digi Remote Manager®; SMS management, protocol analyzer, ability to capture PCAP for use with Wireshark; DynDNS; dynamic DNS client compatible with BIND9/No-IP/DynDNS
SECURITY/VPN	IP filtering, stateful inspection firewall with scripting, address and port translation; VPN: IPSec with IKEv1, IKEv2, NAT Traversal; SSL, SSLv2, SSLv3, OpenVPN client and server; Cryptology: SHA-1, MD5, SHA2-256, SHA2-384, SHA2-512, RSA; Encryption: DES, 3DES and AES up to 256-bit (CBC mode for IPSec); Authentication: RADIUS, TACACS+, TOTP, HOTP; X-509 certificates; MAC address filtering; VLAN support
ROUTING/FAILOVER	IP pass-through; NAT, NAPT with IP port forwarding; Ethernet bridging; GRE; multicast routing; Network protocols: DHCP, PPPoE, Ethernet, cellular; Routing protocols: RIP (v1, v2), OSPF, BGP, Babel, IS-IS; RSTP (Rapid Spanning Tree Protocol); IP failover: VRRP, Ping, DNS, custom; Automatic failover/failback to second GSM network/standby APN
OTHER PROTOCOLS	DHCP; dynamic DNS client compatible with BIND9/No-IP/DynDNS; QoS via TOS/DSCP/WRED

DIGI REMOTE MANAGER®



Digi Remote Manager is the technology platform that brings networks to the next level, allowing networks — and the people who manage them — to work smarter. With Digi Remote Manager you can transform a multitude of dispersed IoT devices into a dynamic, intelligent network. Now you can easily deploy, monitor and diagnose thousands of mission-critical devices from a single point of command — on your desktop, tablet or phone. All the while, its software-defined security diligently safeguards your entire Digi ecosystem.

Learn more at www.digi.com/digi-remote-manager

CAPABILITIES

- Activate, monitor and diagnose your mission-critical devices from a single point of command and control — on your desktop or mobile app
- Schedule key operations — including firmware updates and file management — on a single device or on a group of devices, keeping your network functionality up-to-date and maintaining compliance standards
- Manage edge devices out-of-band via console terminal access
- Keep tabs on device health and connectivity across device deployments of any size
- Create detailed reports and enable real-time alerts for specified conditions
- Integrate device data through open APIs to gain deeper insights and control with third-party applications
- Report and alert on performance statistics, including connection history, signal quality, latency, data usage and packet loss

INFRASTRUCTURE

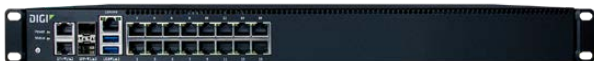
- Hosted in a commercial-grade cloud server environment that meets SOC 1®, SOC 2® and SOC 3® standards
- Superior availability, operating to 99.9% or greater
- Open APIs available to support application development

SECURITY

- More than 175 security controls in place to protect your data
- Member of the Center for Internet Security® (CIS®)
- Enables compliance with security frameworks like ISO27002, HIPAA, NIST and more
- Earned Skyhigh's CloudTrust™ Program highest rating of Enterprise-Ready

PRODUCT IMAGES

DIGI CONNECT® IT 16 FRONT



DIGI CONNECT® IT 48 FRONT



DIGI CONNECT® IT 16 AND 48 BACK



PART NUMBERS**DIGI CONNECT® IT 16 AND DIGI CONNECT® IT 48**

IT16-1002

Digi Connect IT 16, console access server with 16 serial ports

IT48-1002

Digi Connect IT 48, console access server with 48 serial ports

Power supply kits (mandatory accessory, each device requires one kit)

ITPS-PSIK

Digi Connect IT 16/48 dual power supply kit, port side intake, use for deployment when serial ports will be serviced in a cold aisle or device will be deployed in an ambient environment

ITPS-PSEK

Digi Connect IT 16/48 dual power supply kit, port side exhaust, use when serial ports will be serviced from hot aisle

ACCESSORIES**FOR USE WITH ALL DIGI CONNECT® IT, DIGI CM™ AND DIGI PASSPORT® MODELS****Serial cable adapters (for Digi Passport, Digi CM, Digi Connect IT)**

76000670

Digi DB-25 male modem adapter (8-pack)

76000671

Digi DB-9 female console adapter (8-pack)

76000672

Digi DB-25 male console adapter (8-pack)

76000673

Digi DB-25 female console adapter (8-pack)

76000702

Digi DB-9 male modem adapter (8-pack)

PART NUMBERS**DIGI CORE® LTE MODEMS****For use with all Digi Connect IT 16 and Digi Connect IT 48 models purchased without a module (RM00 versions)**

ASB-1002-CM03-GLB

Digi CORE 1002-CM LTE modem; Cat 3; LTE / HSPA+ / EV-DO; Cellular certifications: Verizon, AT&T, Sprint, T-Mobile, PTCRB

ASB-1002-CM04-OUS

Digi CORE 1002-CM LTE modem; Cat 4; LTE / HSPA+; Cellular certifications: Verizon, AT&T, T-Mobile, PTCRB

ASB-1002-CM06-GLB

Digi CORE 1002-CM LTE modem; Cat 6; LTE-A / HSPA+; Cellular certifications: Verizon, AT&T, Sprint, T-Mobile, PTCRB

ASB-1002-CM16-GLB

Digi CORE 1002-CM LTE modem; Cat 6; LTE-A / HSPA+; Cellular certifications: Australia / New Zealand

PART NUMBERS**DIGI REMOTE MANAGER®**

DIGI-RM-STD-1YR

Digi Remote Manager Standard - 1-year subscription

DIGI-RM-PRM-1YR

Digi Remote Manager Premier - 1-year subscription

DIGI-RM-PRM-3YR

Digi Remote Manager Premier - 3-year subscription

DIGI-RM-PRM-5YR

Digi Remote Manager Premier - 5-year subscription