

### Basic features

Application	Check on attendance Brightness tool BLOB
Approval/Conformity	CE UKCA cULus FCC WEEE
Image resolution	1.2 MP(1280 x 960 pixels)
Pixel size	3.75 x 3.75 μm
Scope of delivery	Vision Sensor BVS
Secondary features for condition monitoring	Inclination monitoring and installation aid Internal humidity detection Internal temperature monitoring Vibration monitoring
Sensor type Vision	CMOS 1/3" monochrome global shutter

### Display/Operation

Adjuster	button
----------	--------

### Electrical connection

Connection 1	M12x1-Male, 4-pin, A-coded
Connection 2	M12x1-Female, 8-pin, X-coded
Connection 3	M12x1-Female, 5-pin, A-coded
Polarity reversal protected	yes
Short-circuit protection	yes

### Electrical data

No-load current $I_o$ max. at $U_e$	300 mA
Operating voltage $U_b$	18...30 VDC
Output current max.	1.2 A Observe voltage supply

### Environmental conditions

Ambient temperature	0...55 °C
EN 60068-2-27, Shock	30 g, 11 ms 100 g, 6 ms
EN 60068-2-6, Vibration	10-500Hz / 15g / 5h
IP rating	IP67
Relative humidity	80 % at ambient temperature up to 31 °C, decreasing linearly up to 50% at 40 °C
Storage temperature	-25...70 °C

### Functional Characteristics

Field of view max.	305 x 230 mm
Field of view min.	30 x 30 mm
Focal length	9.6 mm
LED group per IEC 62471	Risk group 1
Light type	LED
Light type aiming device	LED red
Light type illumination	LED white LED red
MTTF (40 °C)	28.3 a

## Interface

Digital inputs	Trigger
Interface	IO-Link 1.1 TCP/UDP IIoT (Gigabit Ethernet)
Switching output	Push-pull NV Push-pull Overall result Push-pull external illumination Configurable by software

## Material

Housing material	Aluminium, Die casting, Painted
Material sensing surface	Luxacryl/2h

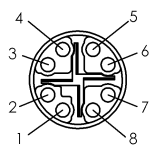
## Mechanical data

Dimension	56 x 56 x 59 mm
Mounting part	Screw M4
Weight	240 g

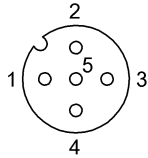
## Range/Distance

Operating Distance	50..600 mm
--------------------	------------

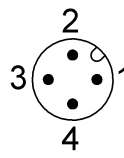
## Connector Drawings



- PIN 1: BL\_DA+
- PIN 2: BL\_DA-
- PIN 3: BL\_DB+
- PIN 4: BL\_DB-
- PIN 5: BL\_DD+
- PIN 6: BL\_DD-
- PIN 7: BL\_DC-
- PIN 8: BL\_DC+

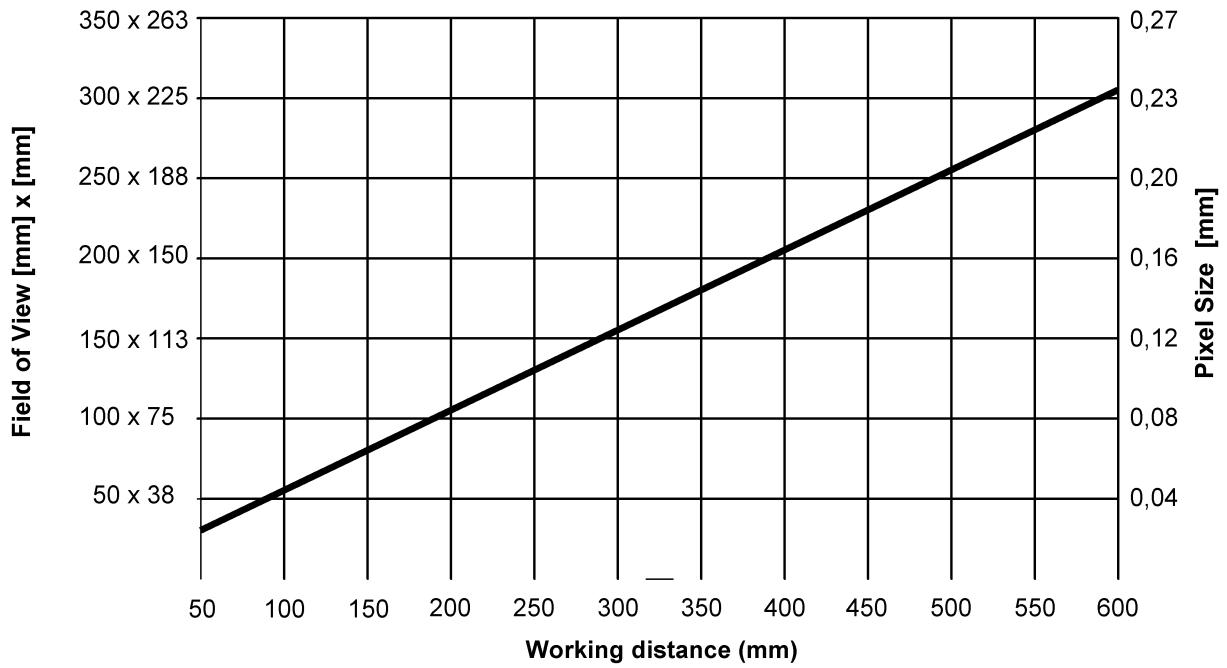


- PIN 1: +24 V Out
- PIN 2: Boost/Out
- PIN 3: GND
- PIN 4: Light/Out
- PIN 5: Not connected



- PIN 1: +24V
- PIN 2: Trigger In
- PIN 3: GND
- PIN 4: IO-Link/SIO

## Technical Drawings



**Recommendation:** - Barcode: min. 3 pixel / module  
- 2D codes: min. 4 pixel / module